



## Literacy

### Focus Texts:



Victorian Tales Twisted Tunnels - Terry Deary  
The Nutcracker - New York City Ballet  
Florence Nightingale (Usborne Famous Lives)

### Wider Reading:

You Wouldn't Want to be a Victorian School Child - John Malam  
Nutcracker - Usborne Books  
A Christmas Carol (Easy Classics) - Phillip Gooden  
Florence Nightingale - Little People Big Dreams - Isabel Sanchez Vegara  
The Tale of Peter Rabbit - Beatrix Potter

### Phonics

The children will follow the Little Wandle scheme of learning. Year 1 will be revising their Phase 3 and 4 sounds, before moving onto Phase 5. Year 2 will follow the Little Wandle Spelling scheme.

## Humanities - Land Before Time

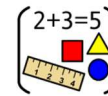
Children will learn:

- Florence Nightingale was a nurse. She changed the way in which hospitals looked after their patients.
- Queen Victoria was the ruler of the British Empire. She changed life chances for poor people.
- Learn about the similarities and differences between childhood today and in Victorian times.
- Map the continents under the British Empire rule during Victorian times
- Identify all seven continents



## Maths

Our maths learning will follow the White Rose scheme.



### Year 1:

- Place Value (within 10)
- Addition and Subtraction (within 10)
- Shape

### Year 2:

- Place Value
- Addition and Subtraction
- Shape

## Autumn 2: The Victorians



## Enrichment/ Experiences

Trip to Sudbury Hall  
Class 4, 5 and 8 Tuesday 3<sup>rd</sup> December  
Class 6 and 7 Wednesday 5<sup>th</sup> December



## RE

Who is a Muslim and what do they believe?  
Following the Derby City Syllabus.



## DT

Design a moving vehicle which has wheels.  
Use basic tools to connect an axle to axle holder and wheel

## Science

### Autumn 2 - Everyday materials (Y1)



Children will be taught to:

- distinguish between an object and the material from which it is made
- identify and name a variety of everyday materials, including wood, plastic, glass, metal, water, and rock

### Computing:

#### Creating media - digital painting

Use technology purposefully to create, organise, store, manipulate and retrieve digital content.



#### E-Safety: Online relationships

I can give examples of when I should ask permission to do something online and explain why this is important.  
I can use the internet with adult support to communicate with people I know (eg. video call apps or services)  
I can explain why it is important to be considerate and kind to people online and to respect their choices.  
I can explain why things one person finds funny or sad online may not always be seen in the same way by others.

## Art

Use a wide range of colour techniques to create a sepia style portrait.  
Learn about the proportions of faces.  
Use observational drawing skills to draw a portrait.



## PSHE - Celebrating differences

Learn about prejudice and bullying; the form this takes  
Learn that everyone's family is different  
Learn how to report bullying and support this



## PE

Net and wall games