




Literacy

Primary Texts:




Into the Forest - Anthony Browne

Usborne - The Adventures of Robin Hood - retold by Rob Lloyd Jones - 640L

A Night at the Frost Fair - Emma Carroll 760L

The Tear Thief - Carol Ann Duffy 620L

Ahmed and the Feather Girl - Jane Ray 690L



Secondary Texts:

The Oak Tree - Julia Donaldson - 460L

Robin Hood: a Forest Folklore for little rebels - Bethan Woolwin - 550L

What do you see when you look at a tree - Emma Carlisle - 460L

We the Forest - Sai Pathmanathan - 500L

The Book of Trees - Piotr Socha - 800L

Phonics

The children will follow the Little Wandle scheme of learning.

Humanities - Sherwood Forest

Children will show knowledge and understanding to demonstrate key geographical skills learned across KS1 by:



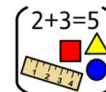
- Identifying Sherwood Forest on a map and understanding its location in relation to the local area
- Devising a simple map of Sherwood Forest including key locations
- Identifying and comparing human and physical features in Sherwood Forest
- Understanding the significance of the Major Oak and other ancient trees in Sherwood Forest

They will also learn:

- About Sherwood Forest's historical significance and changes over time
- How Sherwood has changed within living memory

Maths

Our maths learning will follow the White Rose scheme.



Year 1:

- Multiplication and division
- Fractions
- Position and direction
- Place Value (within 100)
- Money
- Time

Year 2:

- Length and Height
- Mass, capacity and temperature
- Time
- Position and direction

Summer 2: Sherwood Forest



Enrichment/ Experiences

Trip to Sherwood Forest and Orienteering

June 20th - Class 7 and 8

July 10th - Class 4 and 6

July 11th - Class 5

RE

How should we care for others and the world and why does it matter?



PE

Athletics and practising for Sports Day.

Science

Summer 1 - Humans, including animals



Children will be taught to:

- Notice that animals, including humans, have offspring which grow into adults

Computing:



Programming quizzes: Designing algorithms and programs that use vents to trigger sequences of code to make an interactive quiz.

E-Safety: Focus on Privacy and Security

Art



Pupils will learn about the work of a range of artists (Archembolde), to use a range of materials creatively to design and make natural images eg: leaves, fruit and vegetable art

DT

Structures: A chair for Robin in the forest

Pupils will generate ideas using sketching and modelling whilst learning about different types of structures, found in the natural world and in everyday objects. Pupils will make a structure according to the design criteria. They will create joints and structures from paper/card and tape. They will build a strong and stiff structure by folding paper, comparing the stability of different shapes. They will evaluate the strength, stiffness and stability of own structure

PSHE - Changing Me



I can recognise the physical differences between boys and girls, I can tell you what I like or don't like about being a boy/ girl